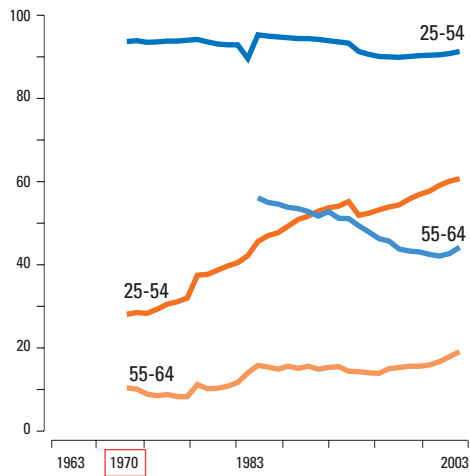
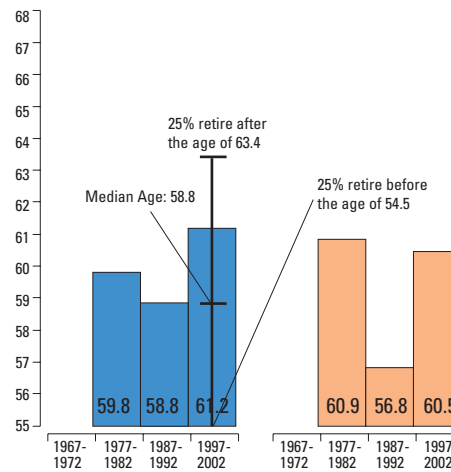




### Labour force participation rates, 1963-2003



### Average effective retirement age



Sources:

Labour force participation rates: OECD Labour Market Indicators

Average effective retirement age: Scherer (2001), Age of withdrawal from the labour market in OECD countries, and OECD (2005), Society at a Glance

Inactivity and unemployment rates: OECD Labour Market Statistics

Early retirement 1: Scherer (2001), Age of withdrawal from the labour market in OECD countries, and OECD (2005), Society at a Glance

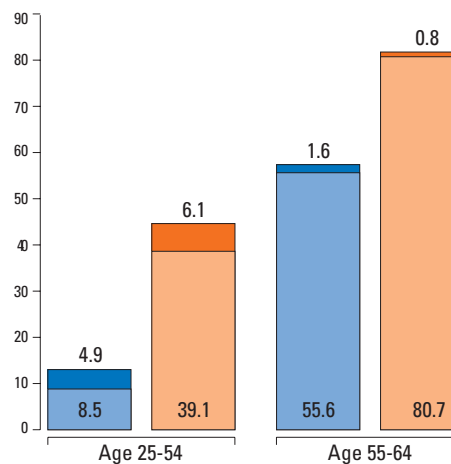
\*Difference between the average effective retirement age and the statutory retirement age

Early retirement 2: ECHP

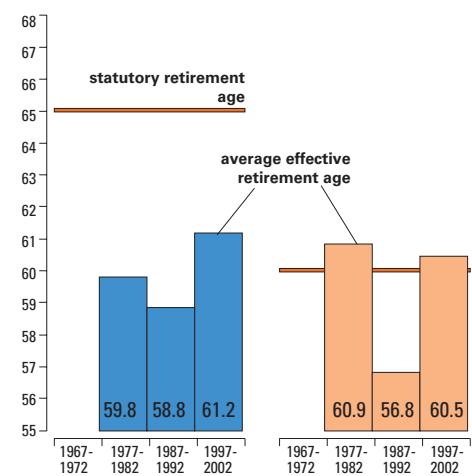
\*\*Retired persons aged between 55 and the official retirement age (65) as % of the relative population subgroup

Employment of older workers and flexible retirement corridors: Sigg (2004)

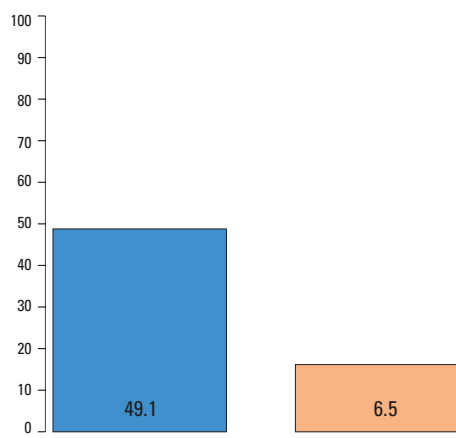
### Inactivity and unemployment rates, 2003



### Early retirement 1\*



### Early retirement 2\*\*, 2001



### Employment of older workers and flexible retirement corridors

i) Since 2000, companies hiring employees over 55 are exempt from social security contributions for one year