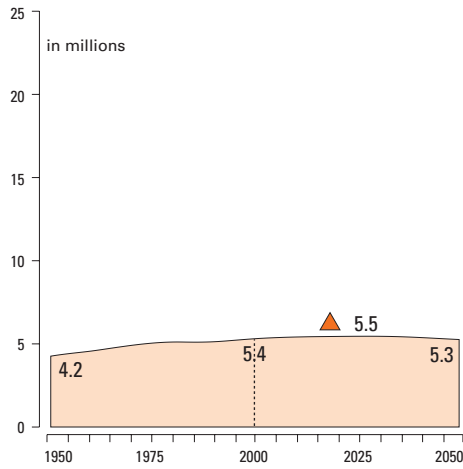


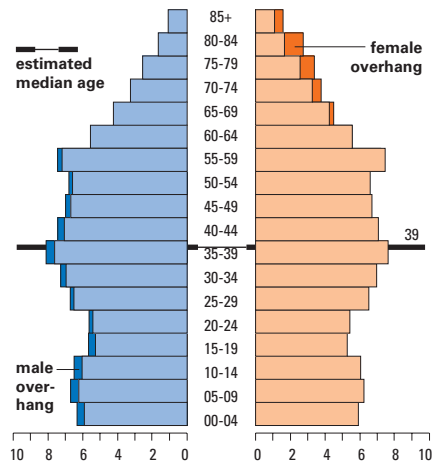


Population Size, 1950 - 2050

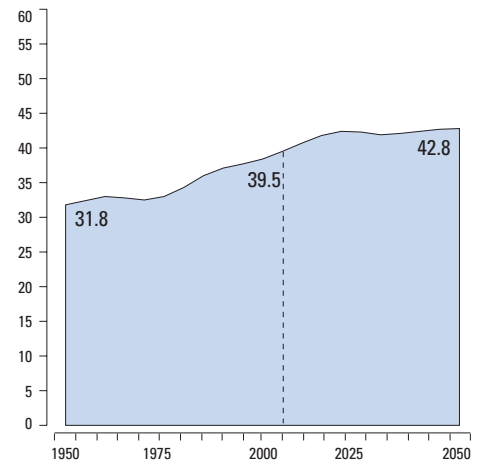


Sources:
 Population Size: U.N. World Population Prospects, The 2002 Revision
 Population by Age and Sex: Eurostat
 Median Age: Population Division of the Department of Economic and Social Affairs of the United Nations Secretariat, World Population Prospects; The 2004 Revision
 Population Changes: U.N. World Population Prospects, The 2002 Revision

Population by Age and Sex, 2004

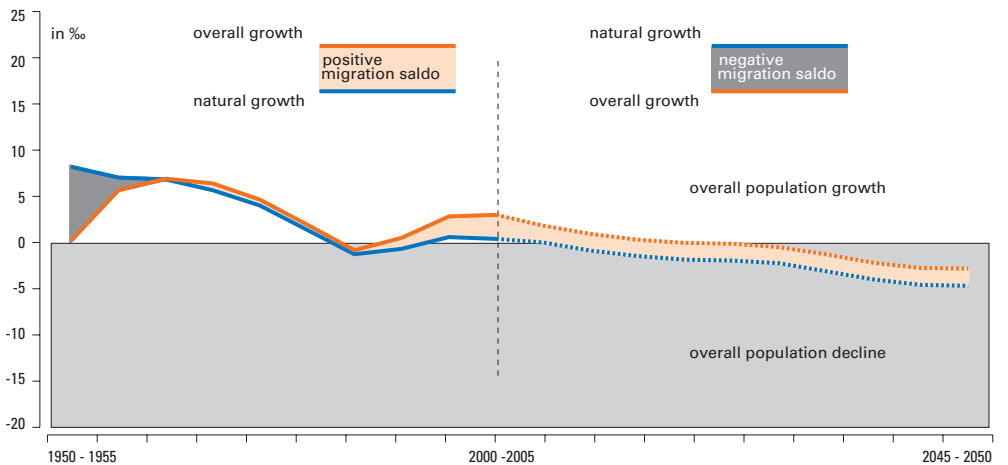


Median Age, 1950 - 2050



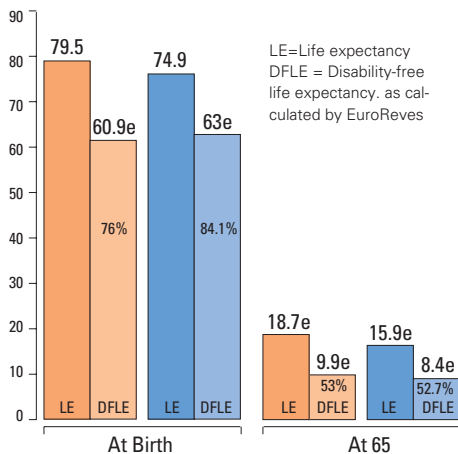
*estimates until 2005, projections (medium variant) for 2005-2050

Population Changes: Natural Growth, Overall Growth*, 1950-2050

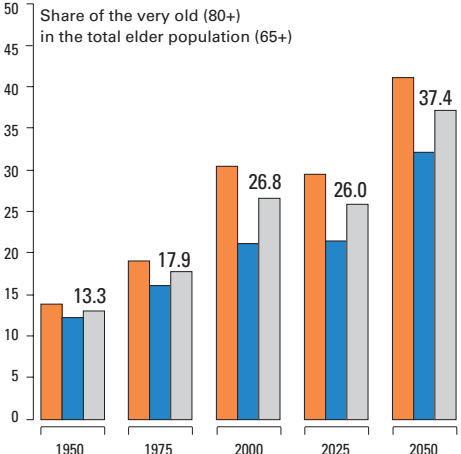


Denmark

(Healthy) Life Expectancy, 2003



Ageing of the Aged*, 1950-2050



*estimates for 1950-1975-2000, projections (medium variant) for 2025-2050.

Sources:
Healthy Life Expectancy: Eurostat / Euro-REVES
Ageing of the Aged: U.N. World Population Prospects, The 2002 Revision

Pension duration of people retiring today and duration extension over time, 1910-1995