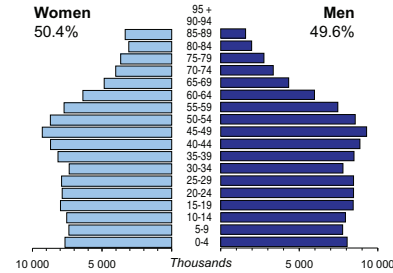




UNITED STATES

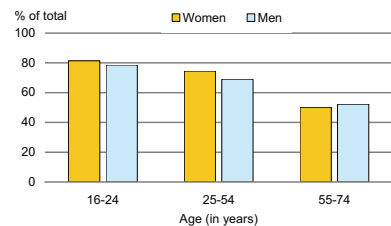
Capital:	Washington, D.C. (550 521)
Two largest cities:	New York (8 143 197) Los Angeles (3 844 829)
Area (km²):	9 629 090
Total population, 2007:	241 166 890
Population density (per km2), 2007:	25
Official languages:	English
Date joined UN:	24 October 1945
National currency:	US dollar (USD)
National statistical office:	Federal Statistical Office of the United States of America http://www.fedstats.gov

Population by age, 2007



Life expectancy (in years), 2005:	at birth	at 65
Women:	80	20
Men:	75	17
Total fertility rate, 2005:	average number of children per woman: 2.1	
Adolescent fertility rate, 2005:	number of live births per 1000 women aged 15-19: 40	
Mean age of women at birth of first child, 2005:	age in years: 25.2	

Computer use by age and sex, 2003

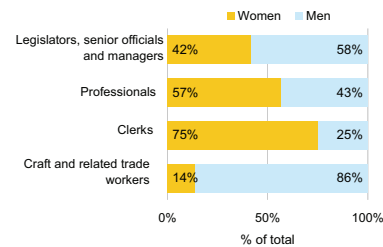


Time: UTC -10h to -5h

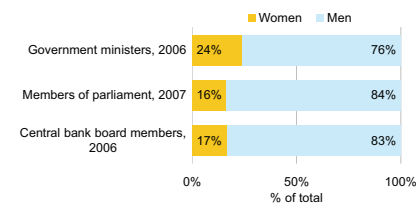


Women in the labour force, 2007:	46%
percentage of total for both sexes	
Gender pay gap, 2007:	22%
Women in part-time employment, 2006:	25%
percentage of total of women employed	
Female tertiary students, 2005-2006:	57%
percentage of total for both sexes	
Women researchers:	..
percentage of total for both sexes	

Employment by occupation groups, 2007:



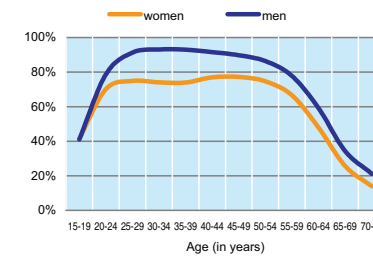
Participation in public life



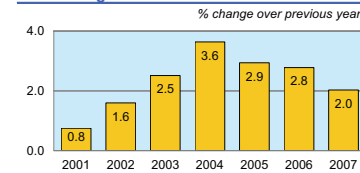
UNITED STATES

	2001	2002	2003	2004	2005	2006	2007
Employment (% change over previous year)	0.0	-0.3	0.9	1.1	1.7	1.9	1.1
Unemployment rate (%)	4.8	5.8	6.0	5.5	5.1	4.6	4.6
Youth unemployment rate (%)	10.6	12.0	12.4	11.8	11.3	10.5	..

Economic activity rate, 2007

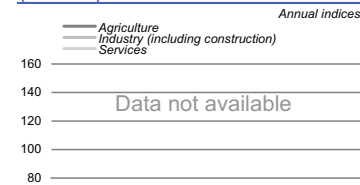


Real GDP growth rate



	% of GDP
Exports of goods and services, 2007:	12.0
Imports of goods and services, 2007:	17.2
External trade balance, 2007:	-5.1

GDP in agriculture, industry, and services (2005=100)

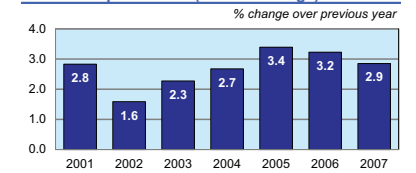


Road accidents

Persons injured	2 699 000
in road accidents, 2005	
Persons killed	43 443
in road accidents, 2005	

GDP at current prices	13 807 500
in millions of US Dollars, PPP, 2007:	
GDP at current prices, per capita	45 707
US Dollars, PPP, 2007:	
USD, 2007:	45 707
Final consumption expenditure at current prices,	39 466
per capita, US Dollars, PPP, 2007:	
Purchasing Power Parity (PPP)	1.00
USD per USD, 2007, US=1:	
Gross external debt:	12 877 889
in millions of US Dollars, 2007:	
Exchange rate	1.000
Annual average, USD per USD, 2007:	

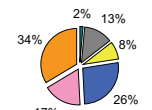
Consumer price index (annual average)



GDP by major sectors



Employment in major sectors, 2006



- Agriculture, hunting & forestry; fishing (ISIC A-B)
- Industry, including energy (ISIC C-E)
- Construction (ISIC F)
- Wholesale & retail trade, repairs; hotels & restaurants; transport & communications (ISIC G-I)
- Financial intermediation; real estate, renting & business activities (ISIC J-K)
- Other service activities (ISIC L-P)

Transport infrastructure

Motorways	92 523
total length in kilometres, 2005	
Railways	153 956
total length in kilometres, 2005	

