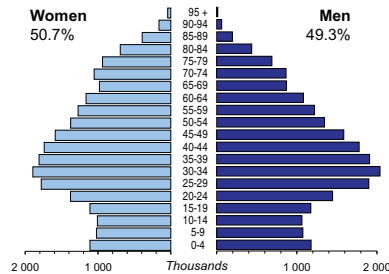




SPAIN

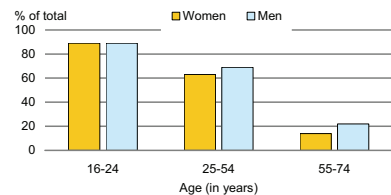
Capital:	Madrid (3 128 600)
Two largest cities:	Barcelona (1 605 602) Valencia (805 304)
Area (km²):	505 992
Total population, 2007:	44 474 631
Population density (per km²), 2007:	88
Official languages:	Spanish
Date joined UN:	14 December 1955
National currency:	Euro (EUR)
National statistical office:	National Institute of Statistics http://www.ine.es

Population by age, 2007



Life expectancy (in years), 2006:	at birth	at 65
Women:	84	22
Men:	78	18
Total fertility rate, 2007:	1.4	
average number of children per woman		
Adolescent fertility rate, 2005:	11	
number of live births per 1000 women aged 15-19		
Mean age of women at birth of first child, 2006:	29.3	
age in years		

Computer use by age and sex, 2007

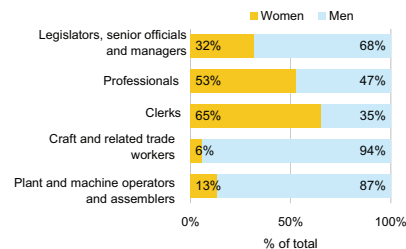


Time: UTC +1h

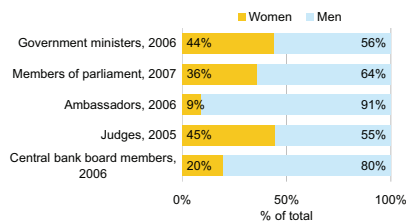


Women in the labour force, 2007:	42%
percentage of total for both sexes	
Gender pay gap, 2006*:	13%
Women in part-time employment, 2006:	24%
percentage of total of women employed	
Female tertiary students, 2005-2006:	54%
percentage of total for both sexes	
Women researchers, 2006:	37%
percentage of total for both sexes	

Employment by occupation groups, 2007:



Participation in public life

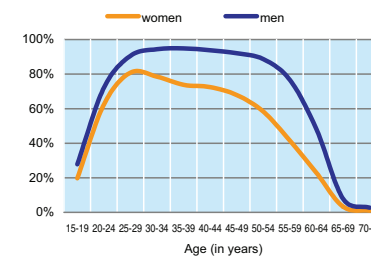


* Calculated by Eurostat, based on hourly earnings.

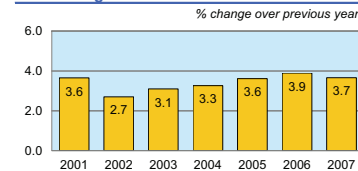
SPAIN

	2001	2002	2003	2004	2005	2006	2007
Employment (% change over previous year)	3.2	2.4	3.1	3.5	4.1	3.9	3.0
Unemployment rate (%)	10.3	11.1	11.1	10.6	9.2	8.5	8.3
Youth unemployment rate (%)	20.7	21.6	22.3	22.4	19.7	17.9	18.2

Economic activity rate, 2007

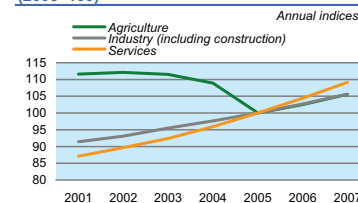


Real GDP growth rate



	% of GDP
Exports of goods and services, 2007:	26.5
Imports of goods and services, 2007:	33.3
External trade balance, 2007:	-6.8

GDP in agriculture, industry, and services (2005=100)

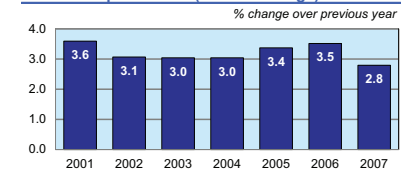


Road accidents

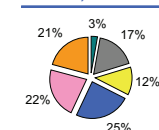
Persons injured	132 809
in road accidents, 2005	
Persons killed	4 442
in road accidents, 2005	

GDP at current prices	1 413 803
in millions of US Dollars, PPP, 2007:	
GDP at current prices, per capita	23 412
US Dollars, PPP, 2007:	
Final consumption expenditure at current prices,	23 824
per capita, US Dollars, PPP, 2007:	
Purchasing Power Parity (PPP)	0.74
EUR per USD, 2007, US=1:	
Gross external debt:	2 278 776
in millions of US Dollars, 2007:	
Exchange rate	0.731
Annual average, EUR per USD, 2007:	

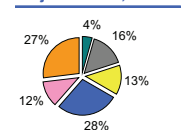
Consumer price index (annual average)



GDP by major sectors, 2007



Employment in major sectors, 2007



- Agriculture, hunting & forestry; fishing (ISIC A-B)
- Industry, including energy (ISIC C-E)
- Construction (ISIC F)
- Wholesale & retail trade, repairs; hotels & restaurants; transport & communications (ISIC G-I)
- Financial intermediation; real estate, renting & business activities (ISIC J-K)
- Other service activities (ISIC L-P)

Transport infrastructure

Motorways	11 432
total length in kilometres, 2005	
Railways	12 839
total length in kilometres, 2005	

