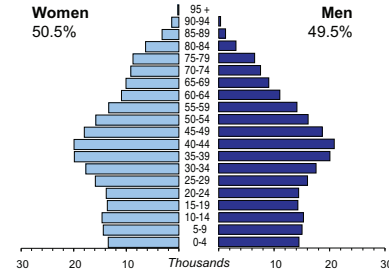




LUXEMBOURG

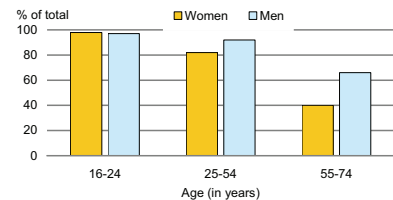
Capital:	Luxembourg (85 467)
Two largest cities:	Esch-sur-Alzette (29 515) Differdange (20 443)
Area (km²):	2 586
Total population, 2007:	476 187
Population density (per km²), 2007:	184
Official languages:	French, German, Luxembourgish
Date joined UN:	24 October 1945
National currency:	Euro (EUR)
National statistical office:	Central Service for Statistics and Economic Studies http://www.statec.public.lu

Population by age, 2007



Life expectancy (in years), 2006:	at birth	at 65
Women:	82	20
Men:	77	17
Total fertility rate, 2006:	1.7	
average number of children per woman		
Adolescent fertility rate, 2006:	10	
number of live births per 1000 women aged 15-19		
Mean age of women at birth of first child, 2006:	28.7	
age in years		

Computer use by age and sex, 2007

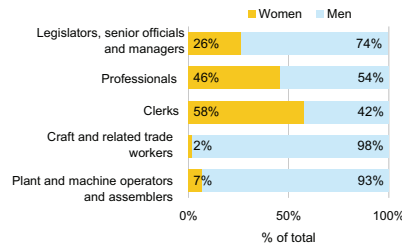


Time: UTC +1h

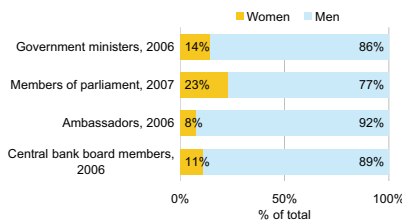


Women in the labour force, 2007:	44%
percentage of total for both sexes	
Gender pay gap, 2006*:	14%
Women in part-time employment, 2006:	36%
percentage of total of women employed	
Female tertiary students, 2002-2003:	53%
percentage of total for both sexes	
Women researchers, 2005:	18%
percentage of total for both sexes	

Employment by occupation groups, 2006:



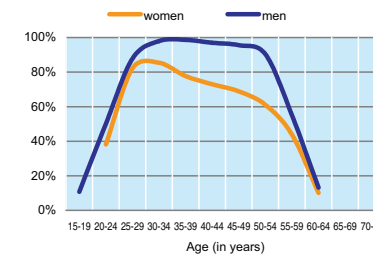
Participation in public life



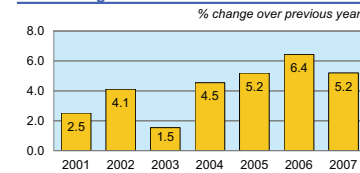
LUXEMBOURG

	2001	2002	2003	2004	2005	2006	2007
Employment (% change over previous year)	5.3	3.2	2.1	2.0	3.0	3.6	4.4
Unemployment rate (%)	1.9	2.6	3.8	5.0	4.6	4.6	4.1
Youth unemployment rate (%)	6.3	7.0	10.9	16.9	13.7	16.2	15.2

Economic activity rate, 2007

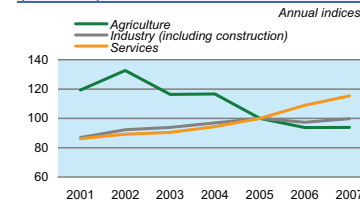


Real GDP growth rate



	% of GDP
Exports of goods and services, 2007:	180.2
Imports of goods and services, 2007:	148.1
External trade balance, 2007:	32.2

GDP in agriculture, industry, and services (2005=100)

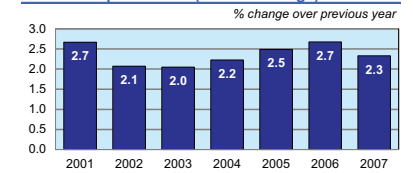


Road accidents

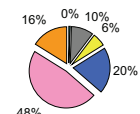
Persons injured	1 079
in road accidents, 2004	
Persons killed	36
in road accidents, 2006	

GDP at current prices	
in millions of US Dollars, PPP, 2007:	39 265
in millions of EUR, 2007:	36 278
GDP at current prices, per capita	
US Dollars, PPP, 2007:	81 802
EUR, 2007:	75 579
Final consumption expenditure at current prices,	
per capita, US Dollars, PPP, 2007:	39 011
Purchasing Power Parity (PPP)	0.92
EUR per USD, 2007, US=1:	
Gross external debt:	..
in millions of US Dollars:	
Exchange rate	0.731
Annual average, EUR per USD, 2007:	

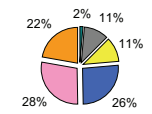
Consumer price index (annual average)



GDP by major sectors, 2007



Employment in major sectors, 2007



- Agriculture, hunting & forestry; fishing (ISIC A-B)
- Industry, including energy (ISIC C-E)
- Construction (ISIC F)
- Wholesale & retail trade, repairs; hotels & restaurants; transport & communications (ISIC G-I)
- Financial intermediation; real estate, renting & business activities (ISIC J-K)
- Other service activities (ISIC L-P)

Transport infrastructure

Motorways	147
total length in kilometres, 2003	
Railways	275
total length in kilometres, 2003	

* Calculated by Eurostat, based on hourly earnings.

