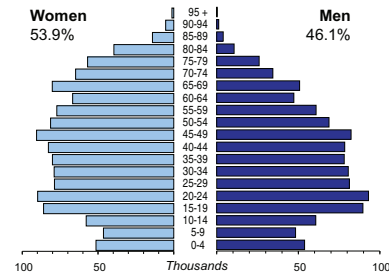




LATVIA

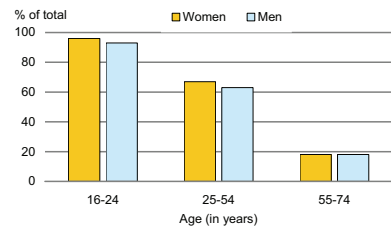
Capital:	Riga (764 329)
Two largest cities:	Daugavpils (115 265) Liepaja (89 448)
Area (km²):	64 589
Total population, 2007:	2 281 305
Population density (per km²), 2007:	35
Official languages:	Latvian
Date joined UN:	17 September 1991
National currency:	Latvian lats (LVL)
National statistical office:	Central Statistical Bureau of Latvia http://www.csb.lv

Population by age, 2007

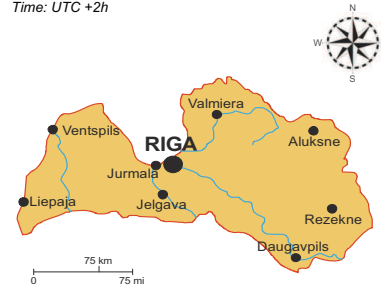


Life expectancy (in years), 2006:	at birth	at 65
Women:	76	17
Men:	65	13
Total fertility rate, 2007:	average number of children per woman: 1.4	
Adolescent fertility rate, 2006:	number of live births per 1000 women aged 15-19: 18	
Mean age of women at birth of first child, 2006:	age in years: 25.3	

Computer use by age and sex, 2007

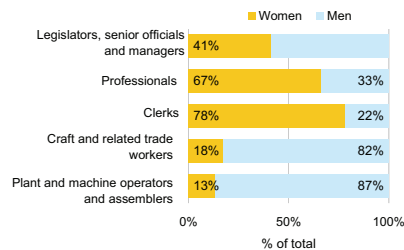


Time: UTC +2h

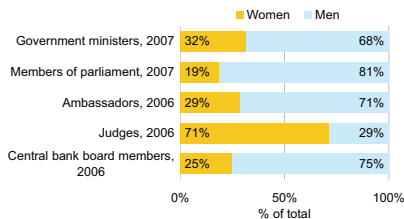


Women in the labour force, 2007:	percentage of total for both sexes: 49%
Gender pay gap, 2007:	16%
Women in part-time employment, 2006:	percentage of total of women employed: 8%
Female tertiary students, 2005-2006:	percentage of total for both sexes: 63%
Women researchers, 2006:	percentage of total for both sexes: 47%

Employment by occupation groups, 2007:



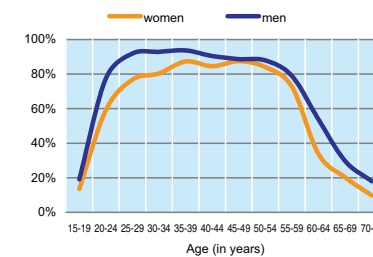
Participation in public life



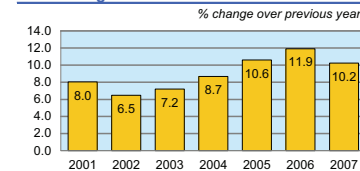
LATVIA

	2001	2002	2003	2004	2005	2006	2007
Employment (% change over previous year)	2.2	1.6	1.7	1.1	1.8	4.7	3.4
Unemployment rate (%)	12.9	12.2	10.5	10.4	8.9	6.8	6.0
Youth unemployment rate (%)	22.9	25.6	17.5	19.3	13.6	12.2	10.7

Economic activity rate, 2007

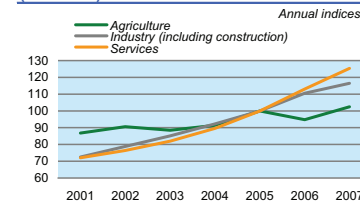


Real GDP growth rate



	% of GDP
Exports of goods and services, 2007:	44.4
Imports of goods and services, 2007:	64.7
External trade balance, 2007:	-20.3

GDP in agriculture, industry, and services (2005=100)

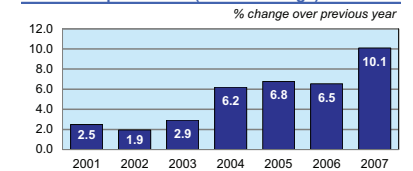


Road accidents

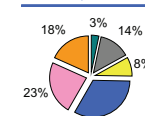
Persons injured	5 600
in road accidents, 2005	
Persons killed	442
in road accidents, 2005	

GDP at current prices	38 874
in millions of US Dollars, PPP, 2007:	
in millions of LVL, 2007:	13 957
GDP at current prices, per capita	17 087
US Dollars, PPP, 2007:	
LVL, 2007:	6 135
Final consumption expenditure at current prices,	14 190
per capita, US Dollars, PPP, 2007:	
Purchasing Power Parity (PPP)	0.36
LVL per USD, 2007, US=1:	
Gross external debt:	38 690
in millions of US Dollars, 2007:	
Exchange rate	0.511
Annual average, LVL per USD, 2007:	

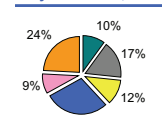
Consumer price index (annual average)



GDP by major sectors, 2007



Employment in major sectors, 2007



- Agriculture, hunting & forestry; fishing (ISIC A-B)
- Industry, including energy (ISIC C-E)
- Construction (ISIC F)
- Wholesale & retail trade, repairs; hotels & restaurants; transport & communications (ISIC G-I)
- Financial intermediation; real estate, renting & business activities (ISIC J-K)
- Other service activities (ISIC L-P)

Transport infrastructure

Motorways	0
total length in kilometres, 2005	
Railways	2 270
total length in kilometres, 2005	

