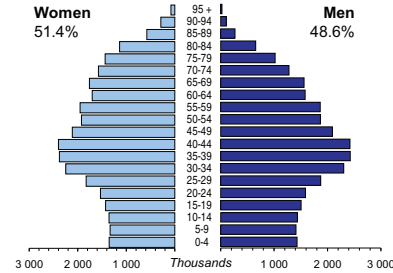




ITALY

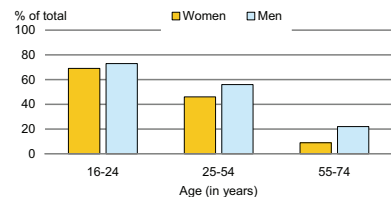
Capital:	Rome (2 626 640)
Two largest cities:	Milan (1 306 086) Naples (979 690)
Area (km²):	301 337
Total population, 2007:	59 131 287
Population density (per km²), 2007:	196
Official languages:	Italian
Date joined UN:	14 December 1955
National currency:	Euro (EUR)
National statistical office:	National Institute of Statistics Italy http://www.istat.it

Population by age, 2007



Life expectancy (in years), 2004:	at birth	at 65
Women:	84	22
Men:	78	18
Total fertility rate, 2007:	1.3	
average number of children per woman		
Adolescent fertility rate, 2005:	6	
number of live births per 1000 women aged 15-19		
Mean age of women at birth of first child, 1995:	28.0	
age in years		

Computer use by age and sex, 2007

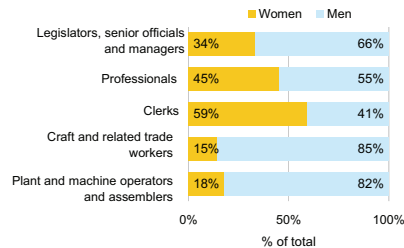


Time: UTC +1h

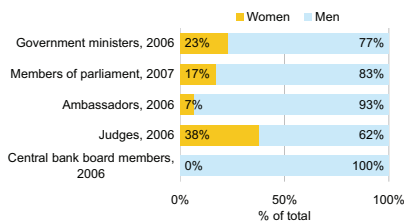


Women in the labour force, 2007:	40%
percentage of total for both sexes	
Gender pay gap, 2005*:	9%
Women in part-time employment, 2006:	26%
percentage of total of women employed	
Female tertiary students, 2005-2006:	57%
percentage of total for both sexes	
Women researchers, 2005:	32%
percentage of total for both sexes	

Employment by occupation groups, 2007:



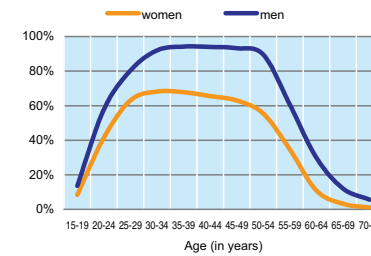
Participation in public life



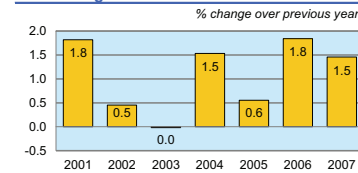
ITALY

	2001	2002	2003	2004	2005	2006	2007
Employment (% change over previous year)	2.0	1.7	1.5	0.4	0.6	2.0	1.1
Unemployment rate (%)	9.1	8.6	8.5	8.1	7.7	6.8	6.1
Youth unemployment rate (%)	27.8	27.1	26.8	24.6	24.0	21.6	20.3

Economic activity rate, 2007

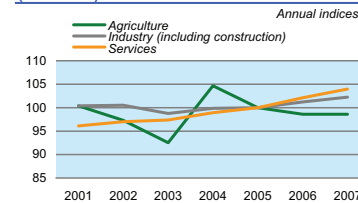


Real GDP growth rate



	% of GDP
Exports of goods and services, 2007:	29.2
Imports of goods and services, 2007:	29.5
External trade balance, 2007:	-0.3

GDP in agriculture, industry, and services (2005=100)

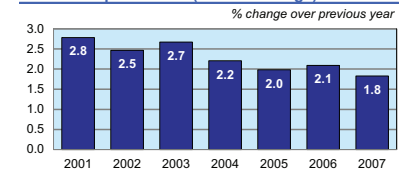


Road accidents

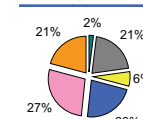
Persons injured	316 630
in road accidents, 2004	
Persons killed	5 625
in road accidents, 2004	

GDP at current prices	1 772 437
in millions of US Dollars, PPP, 2007:	
GDP at current prices, per capita	29 880
US Dollars, PPP, 2007:	
EUR, 2007:	25 886
Final consumption expenditure at current prices,	23 551
per capita, US Dollars, PPP, 2007:	
Purchasing Power Parity (PPP)	0.87
EUR per USD, 2007, US=1:	
Gross external debt:	2 517 371
in millions of US Dollars, 2007:	
Exchange rate	0.731
Annual average, EUR per USD, 2007:	

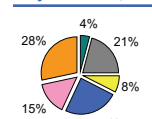
Consumer price index (annual average)



GDP by major sectors, 2007



Employment in major sectors, 2007



- Agriculture, hunting & forestry; fishing (ISIC A-B)
- Industry, including energy (ISIC C-E)
- Construction (ISIC F)
- Wholesale & retail trade, repairs; hotels & restaurants; transport & communications (ISIC G-I)
- Financial intermediation; real estate, renting & business activities (ISIC J-K)
- Other service activities (ISIC L-P)

Transport infrastructure

Motorways	6 487
total length in kilometres, 2002	
Railways	15 985
total length in kilometres, 2002	

