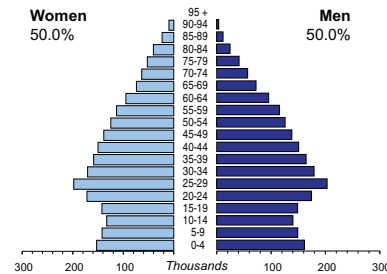




IRELAND

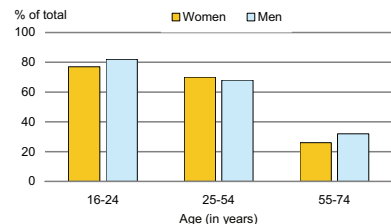
Capital:	Dublin (505 739)
Two largest cities:	Cork (119 143) Galway (71 983)
Area (km²):	70 273
Total population, 2007:	4 314 634
Population density (per km²), 2007:	61
Official languages:	Gaelic, English
Date joined UN:	14 December 1955
National currency:	Euro (EUR)
National statistical office:	Central Statistics Office Ireland http://www.cso.ie

Population by age, 2007



Life expectancy (in years), 2006:	at birth	at 65
Women:	82	20
Men:	77	17
Total fertility rate, 2006:	1.9	
average number of children per woman		
Adolescent fertility rate, 2006:	16	
number of live births per 1000 women aged 15-19		
Mean age of women at birth of first child, 2006:	28.7	
age in years		

Computer use by age and sex, 2007

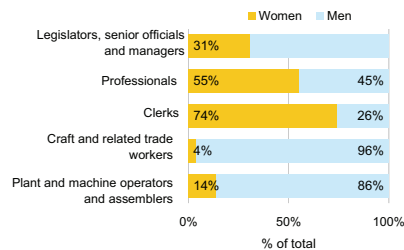


Time: UTC

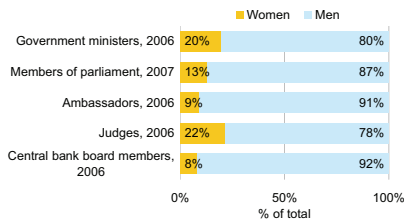


Women in the labour force, 2007:	43%
percentage of total for both sexes	
Gender pay gap, 2005:	19%
Women in part-time employment, 2007:	33%
percentage of total of women employed	
Female tertiary students, 2005-2006:	55%
percentage of total for both sexes	
Women researchers, 2005:	30%
percentage of total for both sexes	

Employment by occupation groups, 2007:

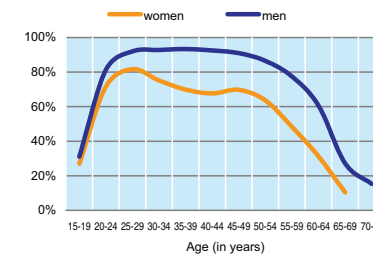


Participation in public life

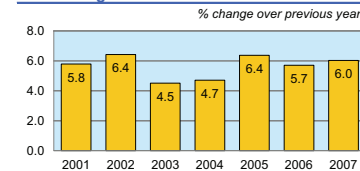


	2001	2002	2003	2004	2005	2006	2007
Employment (% change over previous year)	3.1	1.8	2.0	3.1	4.7	4.3	3.6
Unemployment rate (%)	4.0	4.5	4.7	4.5	4.4	4.5	4.6
Youth unemployment rate (%)	6.2	7.8	8.1	8.3	8.6	8.6	9.1

Economic activity rate, 2007

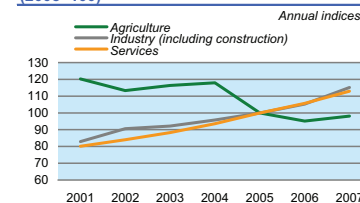


Real GDP growth rate



	% of GDP
Exports of goods and services, 2007:	79.4
Imports of goods and services, 2007:	68.7
External trade balance, 2007:	10.7

GDP in agriculture, industry, and services (2005=100)



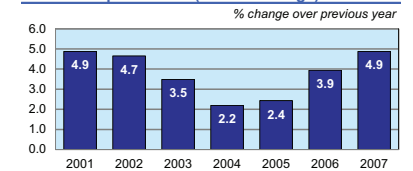
Road accidents

Persons injured	7 867
in road accidents, 2004	
Persons killed	368
in road accidents, 2005	

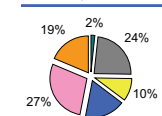
IRELAND

GDP at current prices	192 238
in millions of US Dollars, PPP, 2007:	
in millions of EUR, 2007:	190 603
GDP at current prices, per capita	44 122
US Dollars, PPP, 2007:	
EUR, 2007:	43 746
Final consumption expenditure at current prices,	27 396
per capita, US Dollars, PPP, 2007:	
Purchasing Power Parity (PPP)	0.99
EUR per USD, 2007, US=1:	
Gross external debt:	2 247 881
in millions of US Dollars, 2007:	
Exchange rate	0.731
Annual average, EUR per USD, 2007:	

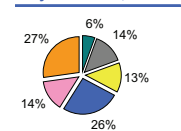
Consumer price index (annual average)



GDP by major sectors, 2007



Employment in major sectors, 2007



- Agriculture, hunting & forestry; fishing (ISIC A-B)
- Industry, including energy (ISIC C-E)
- Construction (ISIC F)
- Wholesale & retail trade, repairs; hotels & restaurants; transport & communications (ISIC G-I)
- Financial intermediation; real estate, renting & business activities (ISIC J-K)
- Other service activities (ISIC L-P)

Transport infrastructure

Motorways	247
total length in kilometres, 2005	
Railways	1 912
total length in kilometres, 2005	

