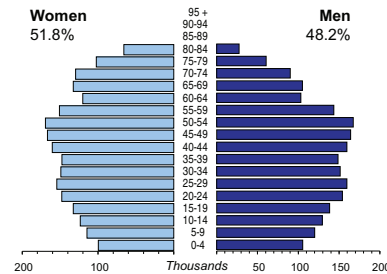




CROATIA

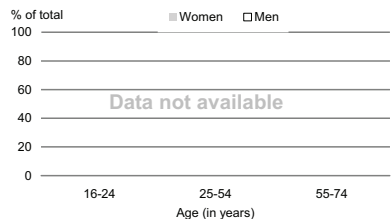
Capital:	Zagreb (691 724)
Two largest cities:	Split (175 140) Rijeka (143 800)
Area (km²):	56 542
Total population, 2007:	4 441 238
Population density (per km²), 2007:	79
Official languages:	Croatian
Date joined UN:	22 May 1992
National currency:	Croatian kuna (HRK)
National statistical office:	Central Bureau of Statistics Croatia http://www.dzs.hr

Population by age, 2007



Life expectancy (in years), 2006:	at birth	at 65
Women:	79	18
Men:	73	14
Total fertility rate, 2006:	average number of children per woman: 1.4	
Adolescent fertility rate, 2006:	number of live births per 1000 women aged 15-19: 14	
Mean age of women at birth of first child, 2006:	age in years: 26.7	

Computer use by age and sex

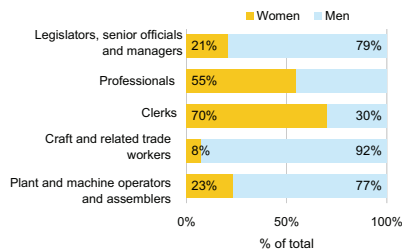


Time: UTC +1h

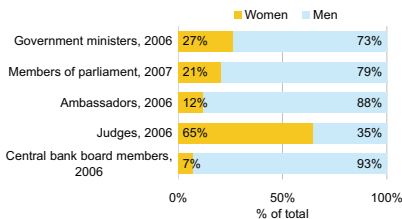


Women in the labour force, 2007:	percentage of total for both sexes: 45%
Gender pay gap, 2006:	11%
Women in part-time employment, 2006:	percentage of total of women employed: 12%
Female tertiary students, 2005-2006:	percentage of total for both sexes: 54%
Women researchers, 2004:	percentage of total for both sexes: 41%

Employment by occupation groups, 2007:

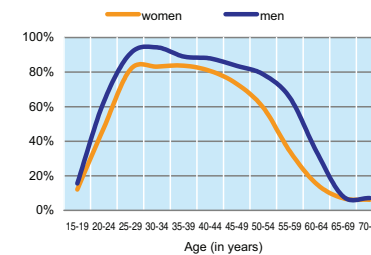


Participation in public life

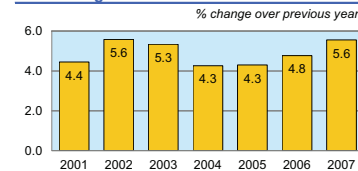


	2001	2002	2003	2004	2005	2006	2007
Employment (% change over previous year)	-5.4	4.2	0.6	1.7	0.8	0.8	2.0
Unemployment rate (%)	15.8	14.8	14.2	13.7	12.7	11.2	9.6
Youth unemployment rate (%)	41.5	35.5	35.6	33.3	32.5

Economic activity rate, 2007

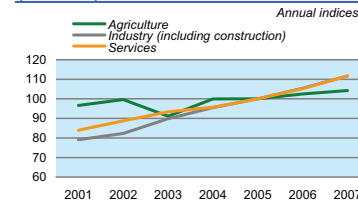


Real GDP growth rate



	% of GDP
Exports of goods and services, 2007:	47.7
Imports of goods and services, 2007:	56.3
External trade balance, 2007:	-8.6

GDP in agriculture, industry, and services (2005=100)



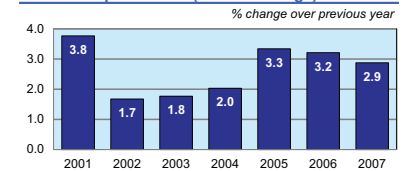
Road accidents

Persons injured	21 773
in road accidents, 2005	
Persons killed	614
in road accidents, 2006	

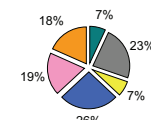
CROATIA

GDP at current prices	72 156
in millions of US Dollars, PPP, 2007:	
in millions of HRK, 2007:	275 079
GDP at current prices, per capita	16 485
US Dollars, PPP, 2007:	
HRK, 2007:	62 846
Final consumption expenditure at current prices,	12 511
per capita, US Dollars, PPP, 2007:	
Purchasing Power Parity (PPP)	3.81
HRK per USD, 2007, US=1:	
Gross external debt:	49 172
in millions of US Dollars, 2007:	
Exchange rate	5.362
Annual average, HRK per USD, 2007:	

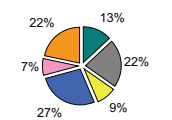
Consumer price index (annual average)



GDP by major sectors, 2007



Employment in major sectors, 2007



- Agriculture, hunting & forestry; fishing (ISIC A-B)
- Industry, including energy (ISIC C-E)
- Construction (ISIC F)
- Wholesale & retail trade, repairs; hotels & restaurants; transport & communications (ISIC G-I)
- Financial intermediation; real estate, renting & business activities (ISIC J-K)
- Other service activities (ISIC L-P)

Transport infrastructure

Motorways	792
total length in kilometres, 2005	
Railways	2 726
total length in kilometres, 2005	

