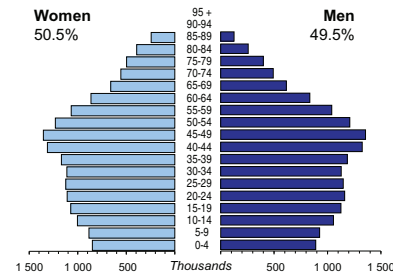




# CANADA

<b>Capital:</b>	Ottawa (812 129)
<b>Two largest cities:</b>	Toronto (2 503 281) Montreal (1 620 693)
<b>Area (km<sup>2</sup>):</b>	9 970 610
<b>Total population, 2007:</b>	32 976 026
<b>Population density (per km2), 2007:</b>	3
<b>Official languages:</b>	English and French
<b>Date joined UN:</b>	9 November 1945
<b>National currency:</b>	Canadian dollar (CAD)
<b>National statistical office:</b>	Statistics Canada <a href="http://www.statcan.ca">http://www.statcan.ca</a>

## Population by age, 2007

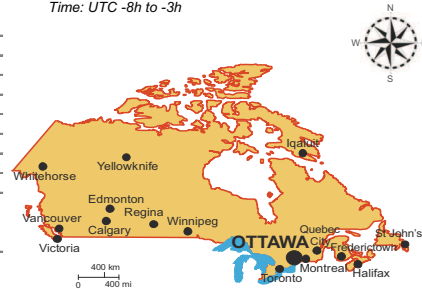


<b>Life expectancy (in years), 2005:</b>	<b>at birth</b>	<b>at 65</b>
<b>Women:</b>	83	21
<b>Men:</b>	78	18
<b>Total fertility rate, 2005:</b>	average number of children per woman: 1.5	
<b>Adolescent fertility rate, 2005:</b>	number of live births per 1000 women aged 15-19: 13	
<b>Mean age of women at birth of first child, 2000:</b>	age in years: 29.9	

## Computer use by age and sex

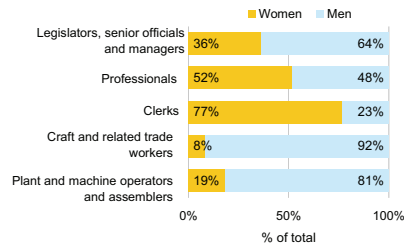


Time: UTC -8h to -3h

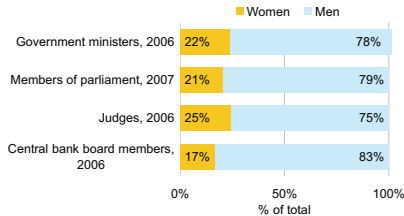


<b>Women in the labour force, 2007:</b>	percentage of total for both sexes: 47%
<b>Gender pay gap, 2006:</b>	28%
<b>Women in part-time employment:</b>	percentage of total of women employed: ..
<b>Female tertiary students, 2003-2004:</b>	percentage of total for both sexes: 56%
<b>Women researchers, 2006:</b>	percentage of total for both sexes: 56%

## Employment by occupation groups, 2006:

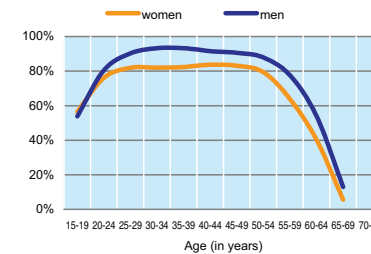


## Participation in public life

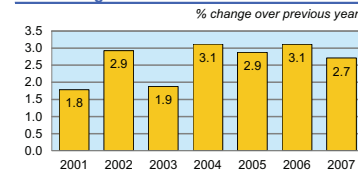


	2001	2002	2003	2004	2005	2006	2007
<b>Employment</b> (% change over previous year)	1.0	2.5	2.1	1.7	1.6	1.8	..
<b>Unemployment rate</b> (%)	7.2	7.7	7.6	7.2	6.8	6.3	6.0
<b>Youth unemployment rate</b> (%)	..	..	..	..	..	..	..

## Economic activity rate, 2007

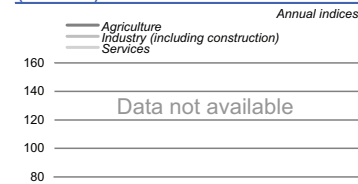


## Real GDP growth rate



	% of GDP
<b>Exports of goods and services, 2007:</b>	34.7
<b>Imports of goods and services, 2007:</b>	32.7
<b>External trade balance, 2007:</b>	1.9

## GDP in agriculture, industry, and services (2005=100)



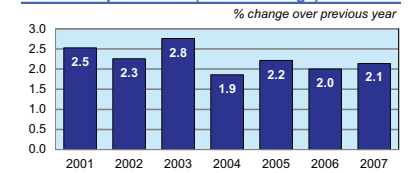
## Road accidents

<b>Persons injured</b>	222 455
in road accidents, 2003	
<b>Persons killed</b>	2 766
in road accidents, 2003	

# CANADA

<b>GDP at current prices</b>	
in millions of US Dollars, PPP, 2007:	1 269 129
in millions of CAD, 2007:	1 535 646
<b>GDP at current prices, per capita</b>	
US Dollars, PPP, 2007:	38 604
CAD, 2007:	46 710
<b>Final consumption expenditure at current prices, per capita, US Dollars, PPP, 2007:</b>	28 890
<b>Purchasing Power Parity (PPP)</b>	1.21
CAD per USD, 2007, US=1:	
<b>Gross external debt:</b>	808 640
in millions of US Dollars, 2007:	
<b>Exchange rate</b>	1.074
Annual average, CAD per USD, 2007:	

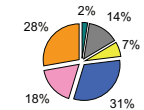
## Consumer price index (annual average)



## GDP by major sectors



## Employment in major sectors, 2006



- Agriculture, hunting & forestry; fishing (ISIC A-B)
- Industry, including energy (ISIC C-E)
- Construction (ISIC F)
- Wholesale & retail trade, repairs; hotels & restaurants; transport & communications (ISIC G-I)
- Financial intermediation; real estate, renting & business activities (ISIC J-K)
- Other service activities (ISIC L-P)

## Transport infrastructure

<b>Motorways</b>	total length in kilometres, 2003: ..
<b>Railways</b>	total length in kilometres, 2005: 72 280

