

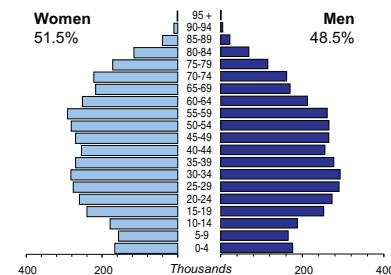


BULGARIA

Capital:	Sofia (1 151 220)
Two largest cities:	Plovdiv (342 768) Varna (311 630)
Area (km²):	110 993
Total population, 2007:	7 679 290
Population density (per km²), 2007:	69
Official languages:	Bulgarian
Date joined UN:	14 December 1955
National currency:	Bulgarian lev (BGN)

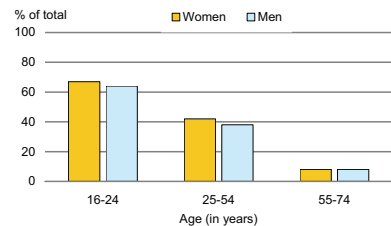
National statistical office:
National Statistical Institute (NSI)
<http://www.nsi.bg/>

Population by age, 2007

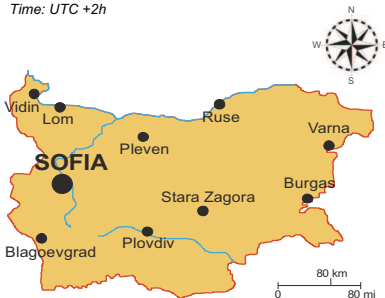


Life expectancy (in years), 2006:	at birth	at 65
Women:	76	16
Men:	69	13
Total fertility rate, 2007:	1.4	
average number of children per woman		
Adolescent fertility rate, 2006:	40	
number of live births per 1000 women aged 15-19		
Mean age of women at birth of first child, 2006:	25.2	
age in years		

Computer use by age and sex, 2007

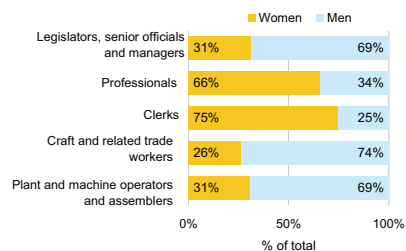


Time: UTC +2h

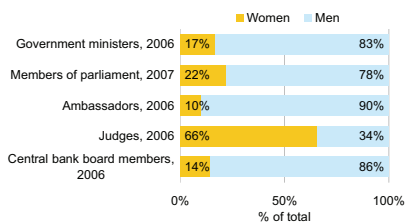


Women in the labour force, 2007:	47%
percentage of total for both sexes	
Gender pay gap, 2006:	17%
Women in part-time employment, 2006:	2%
percentage of total of women employed	
Female tertiary students, 2005-2006:	54%
percentage of total for both sexes	
Women researchers, 2005:	45%
percentage of total for both sexes	

Employment by occupation groups, 2007:

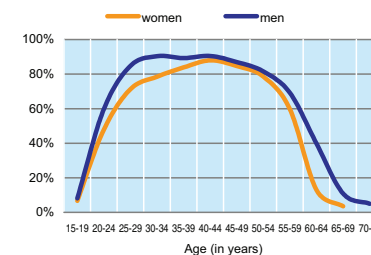


Participation in public life

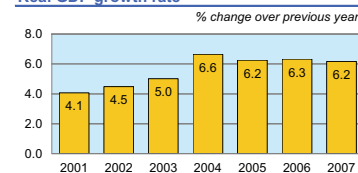


	2001	2002	2003	2004	2005	2006	2007
Employment (% change over previous year)	-0.7	0.2	2.9	2.6	2.7	3.3	2.8
Unemployment rate (%)	19.5	18.2	13.7	12.1	10.1	9.0	6.9
Youth unemployment rate (%)	39.3	35.6	27.1	24.5	22.3	19.5	15.1

Economic activity rate, 2007

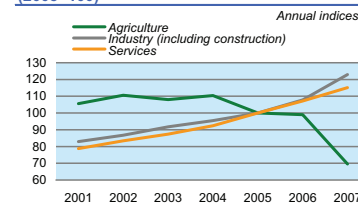


Real GDP growth rate



	% of GDP
Exports of goods and services, 2007:	63.4
Imports of goods and services, 2007:	85.5
External trade balance, 2007:	-22.1

GDP in agriculture, industry, and services (2005=100)



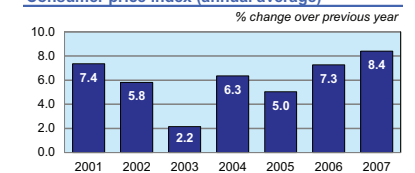
Road accidents

Persons injured	10 112
in road accidents, 2005	
Persons killed	1 043
in road accidents, 2006	

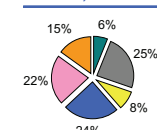
BULGARIA

GDP at current prices	86 529
in millions of US Dollars, PPP, 2007:	
in millions of BGN, 2007:	
GDP at current prices, per capita	11 239
US Dollars, PPP, 2007:	
BGN, 2007:	
Final consumption expenditure at current prices,	9 586
per capita, US Dollars, PPP, 2007:	
Purchasing Power Parity (PPP)	0.65
BGN per USD, 2007, US=1:	
Gross external debt:	17 226
in millions of US Dollars, 2005:	
Exchange rate	1.429
Annual average, BGN per USD, 2007:	

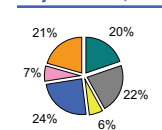
Consumer price index (annual average)



GDP by major sectors, 2007



Employment in major sectors, 2007



- Agriculture, hunting & forestry; fishing (ISIC A-B)
- Industry, including energy (ISIC C-E)
- Construction (ISIC F)
- Wholesale & retail trade, repairs; hotels & restaurants; transport & communications (ISIC G-I)
- Financial intermediation; real estate, renting & business activities (ISIC J-K)
- Other service activities (ISIC L-P)

Transport infrastructure

Motorways	331
total length in kilometres, 2005	
Railways	4 154
total length in kilometres, 2005	

