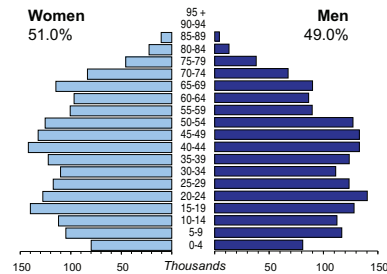




BOSNIA AND HERZEGOVINA


Capital:	Sarajevo (529 021)*
Two largest cities:	Banja Luka (195 994)* Zenica (145 837)*
Area (km²):	51 197
Total population, 2004:	3 507 867
Population density (per km2), 2004:	69
Official languages:	Bosnian, Serbian, Croatian
Date joined UN:	22 May 1992
National currency:	Convertible mark (BAM)
National statistical office:	Federal Office of Statistics of Bosnia And Herzegovina http://www.fzs.ba/

Population by age, 2004

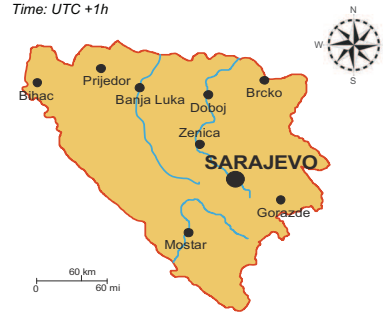


Life expectancy (in years), 2007:	at birth	at 65
Women:	78	..
Men:	72	..
Total fertility rate, 2007:	average number of children per woman	
	1.2	
Adolescent fertility rate, 2004:	number of live births per 1000 women aged 15-19	
	16	
Mean age of women at birth of first child, 2006:	age in years	
	24.5	

Computer use by age and sex



Time: UTC +1h

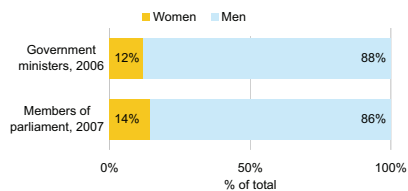


Women in the labour force, 2006:	percentage of total for both sexes	37%
Gender pay gap:		..
Women in part-time employment:	percentage of total of women employed	..
Female tertiary students, 2005-2006:	percentage of total for both sexes	55%
Women researchers:	percentage of total for both sexes	..

Employment by occupation groups:



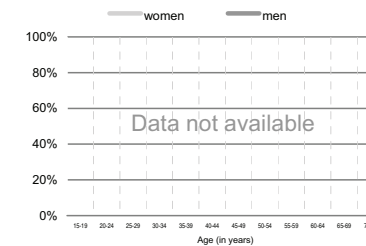
Participation in public life



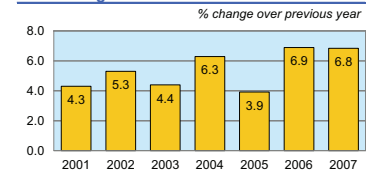
BOSNIA AND HERZEGOVINA

	2001	2002	2003	2004	2005	2006	2007
Employment (% change over previous year)	-0.9	-3.2	-1.7	0.2	0.0	0.3	6.2
Unemployment rate (%)	39.9	42.7	44.0	44.9	46.6	47.7	..
Youth unemployment rate (%)	62.3	..

Economic activity rate

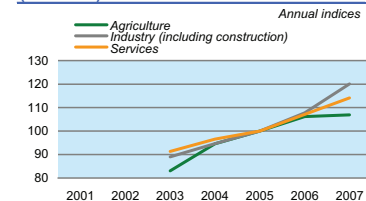


Real GDP growth rate



	% of GDP
Exports of goods and services, 2007:	36.7
Imports of goods and services, 2007:	69.2
External trade balance, 2007:	-32.5

GDP in agriculture, industry, and services (2005=100)

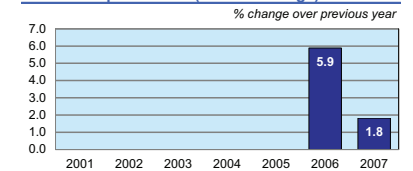


Road accidents

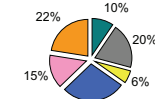
Persons injured	6 662
in road accidents, 2004	
Persons killed	251
in road accidents, 2004	

GDP at current prices	
in millions of US Dollars, PPP, 2006:	25 556
in millions of BAM, 2007:	21 641
GDP at current prices, per capita	
US Dollars, PPP, 2006:	5 909
BAM, 2007:	4 990
Final consumption expenditure at current prices,	
per capita, US Dollars, PPP, 2006:	6 890
Purchasing Power Parity (PPP)	0.75
BAM per USD, 2006, US=1:	
Gross external debt:	2 770
in millions of US Dollars, 2004:	
Exchange rate	1.429
Annual average, BAM per USD, 2007:	

Consumer price index (annual average)



GDP by major sectors, 2007



- Agriculture, hunting & forestry; fishing (ISIC A-B)
- Industry, including energy (ISIC C-E)
- Construction (ISIC F)
- Wholesale & retail trade, repairs; hotels & restaurants; transport & communications (ISIC G-I)
- Financial intermediation; real estate, renting & business activities (ISIC J-K)
- Other service activities (ISIC L-P)



Transport infrastructure

Motorways	total length in kilometres	..
Railways	total length in kilometres	..

* Data refer to 1991

