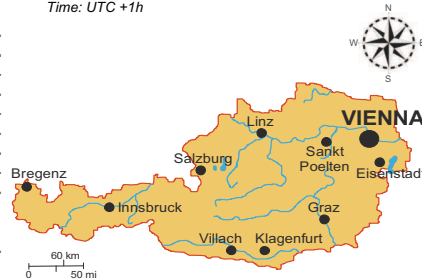




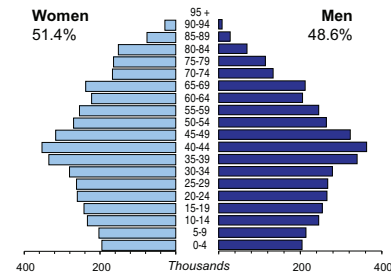
# AUSTRIA

**Capital:** Vienna (1 651 437)  
**Two largest cities:** Graz (244 604)  
 Linz (188 362)  
**Area (km<sup>2</sup>):** 83 858  
**Total population, 2007:** 8 298 923  
**Population density (per km<sup>2</sup>), 2007:** 99  
**Official languages:** German  
**Date joined UN:** 14 December 1955  
**National currency:** Euro (EUR)  
**National statistical office:** Statistical Office of Austria  
<http://www.statistik.at>

Time: UTC +1h



## Population by age, 2007



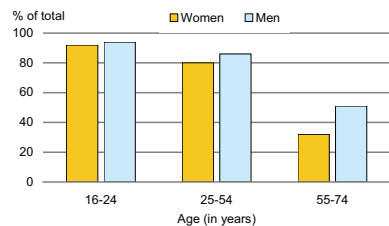
Life expectancy (in years), 2006:	at birth	at 65
Women:	83	21
Men:	77	17

**Total fertility rate, 2007:** average number of children per woman: 1.4

**Adolescent fertility rate, 2006:** number of live births per 1000 women aged 15-19: 12

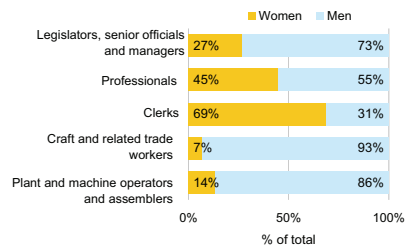
**Mean age of women at birth of first child, 2005:** age in years: 27.2

## Computer use by age and sex, 2007

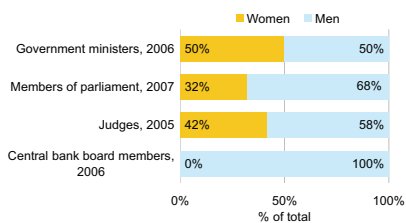


<b>Women in the labour force, 2007:</b> percentage of total for both sexes	46%
<b>Gender pay gap, 2006:</b>	27%
<b>Women in part-time employment, 2006:</b> percentage of total of women employed	40%
<b>Female tertiary students, 2005-2006:</b> percentage of total for both sexes	54%
<b>Women researchers, 2004:</b> percentage of total for both sexes	24%

## Employment by occupation groups, 2007:

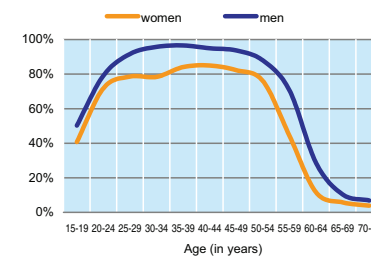


## Participation in public life

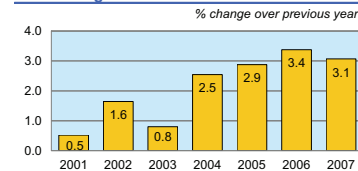


	2001	2002	2003	2004	2005	2006	2007
<b>Employment</b> (% change over previous year)	0.6	0.0	0.2	0.6	1.4	1.0	1.9
<b>Unemployment rate</b> (%)	3.6	4.2	4.3	4.8	5.2	4.8	4.4
<b>Youth unemployment rate</b> (%)	6.0	7.2	7.5	11.0	10.3	9.1	8.7

## Economic activity rate, 2007

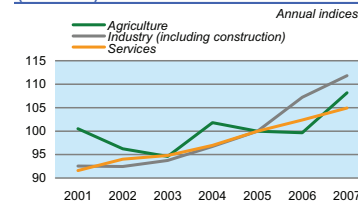


## Real GDP growth rate



	% of GDP
<b>Exports of goods and services, 2007:</b>	59.6
<b>Imports of goods and services, 2007:</b>	53.7
<b>External trade balance, 2007:</b>	5.9

## GDP in agriculture, industry, and services (2005=100)



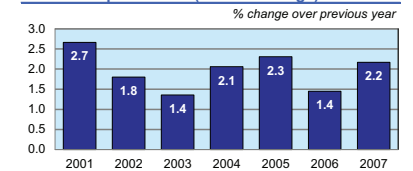
## Road accidents

<b>Persons injured</b> in road accidents, 2005	53 234
<b>Persons killed</b> in road accidents, 2005	768

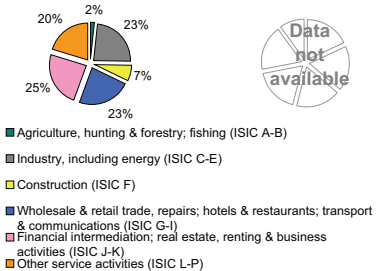
# AUSTRIA

<b>GDP at current prices</b> in millions of US Dollars, PPP, 2007:	311 923
in millions of EUR, 2007:	270 837
<b>GDP at current prices, per capita</b> US Dollars, PPP, 2007:	37 509
EUR, 2007:	32 568
<b>Final consumption expenditure at current prices,</b> per capita, US Dollars, PPP, 2007:	26 760
<b>Purchasing Power Parity (PPP)</b> EUR per USD, 2007, US=1:	0.87
<b>Gross external debt:</b> in millions of US Dollars, 2007:	802 041
<b>Exchange rate</b> Annual average, EUR per USD, 2007:	0.731

## Consumer price index (annual average)



## GDP by major sectors, 2007



## Transport infrastructure

<b>Motorways</b> total length in kilometres, 2005	1 677
<b>Railways</b> total length in kilometres, 2002	5 642

