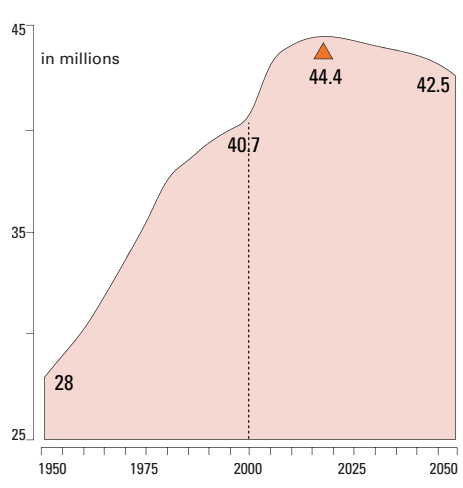




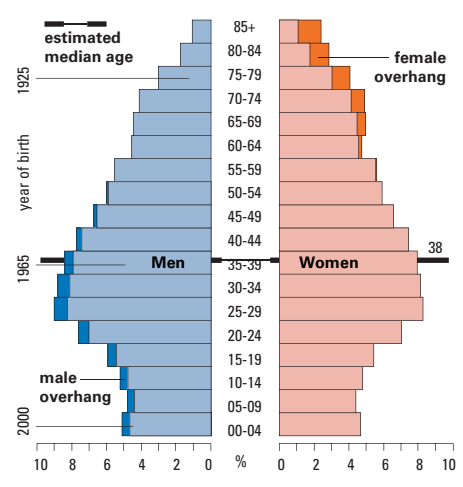
Demographic Indicators

Population Size, 1950 - 2050



Sources:
Population Size, Population Changes:
 UN/DESA Population Division,
 World Population Prospects:
 The 2004 Revision
 and World Urbanization Prospects:
 The 2003 Revision
Population by Age and Sex: Eurostat,
 own calculations

Population by Age and Sex, 2003



Indicators



Demographic Indicators



Income and Wealth

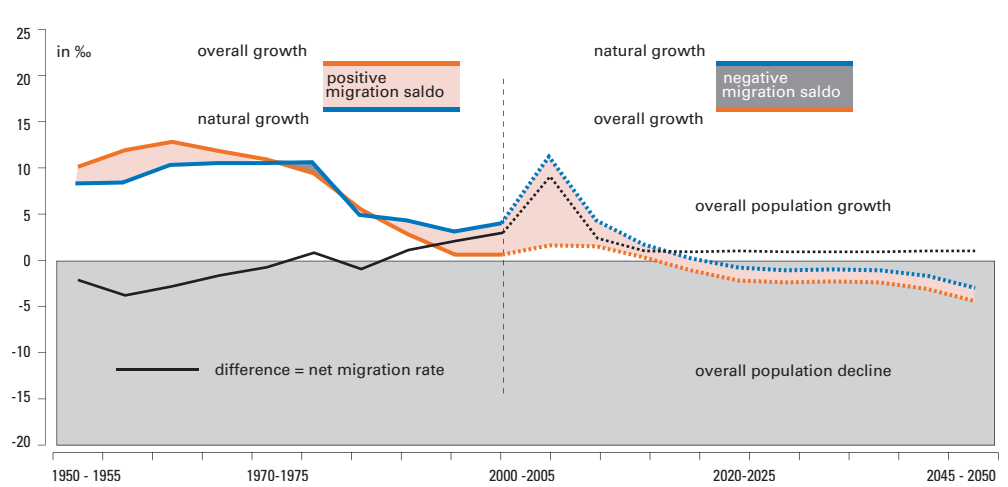


Labour Market and
 Labour Market Participation



Social Protection and Financial
 Sustainability

Population Changes: Natural Growth, Overall Growth*, 1950-2050

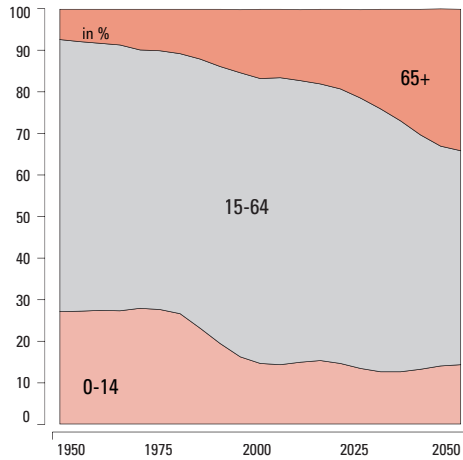


*Estimates until 2005, projections (medium variant) for 2005-2050

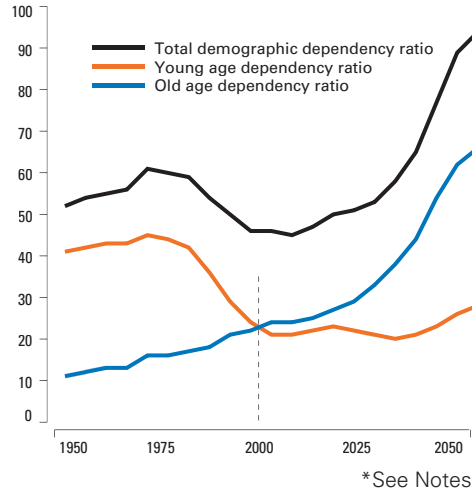
Spain



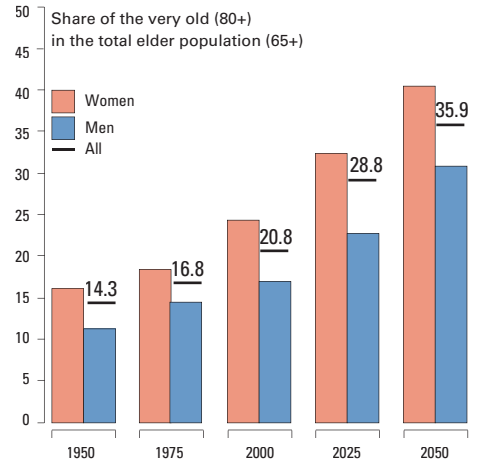
Population by Age Groups, 1950-2050



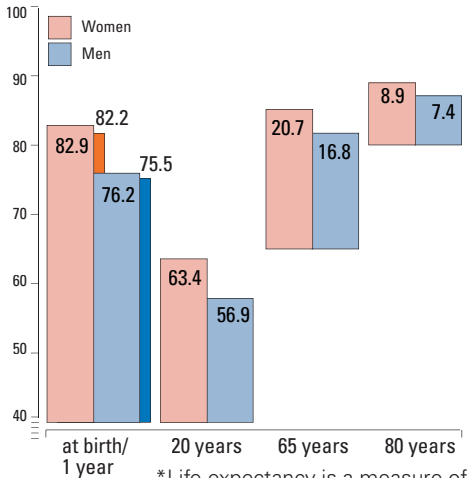
Demographic Dependency Ratios*, 1950-2050



Ageing of the Aged, 1950-2050



Life Expectancy at Certain Ages*, 2002



*Life expectancy is a measure of mortality in the given calendar year

Pension Duration of People Retiring Today and Duration Extension Over Time, 1910-1995

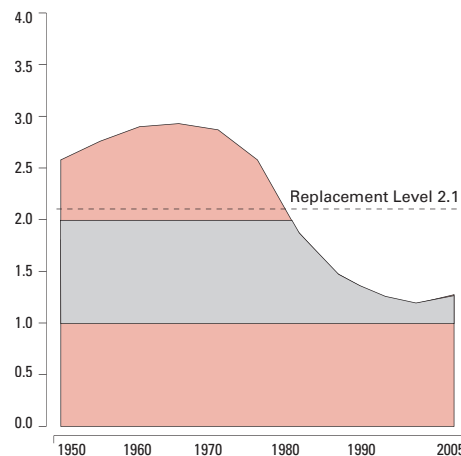
Sources:

Population by Age Groups, Dependency Ratios, Ageing of the Aged: UN/DESA Population Division, World Population Prospects: The 2004 Revision and World Urbanization Prospects: The 2003 Revision
Life Expectancy: Eurostat 2006
Fertility Rate: UNECE, Trends in Europe and North America; The Statistical Yearbook of the Economic Commission for Europe 2005; Eurostat NewCronos

Notes:

YADR = 0-14/15-64
 OADR = 65+/15-64
 TDDR = (0-14) + (65+)/15-64

Total Fertility Rate, 1950-2005

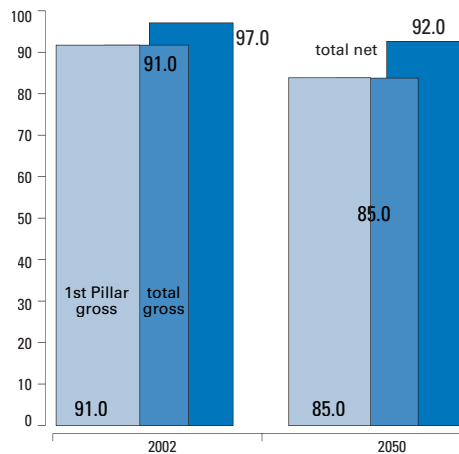


Spain



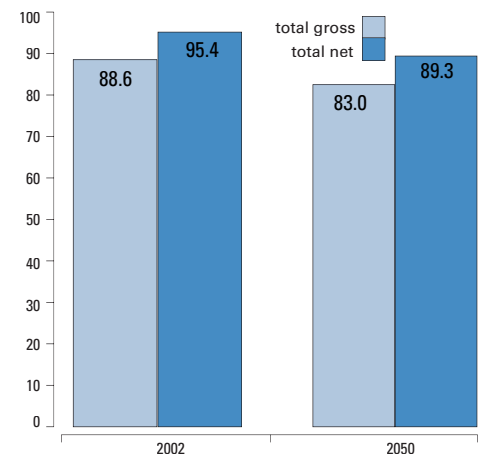
Social Protection and
Financial Sustainability

Individual Replacement Rates*, 2002-2050



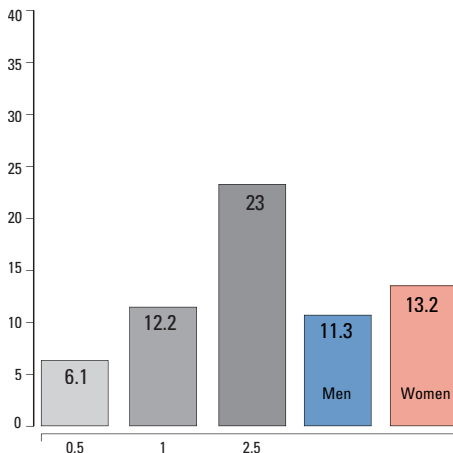
*At median income, 2nd pillar n.a.

Replacement Rates for Different Earnings Level*, 2002-2050



*At 2/3 of average earnings

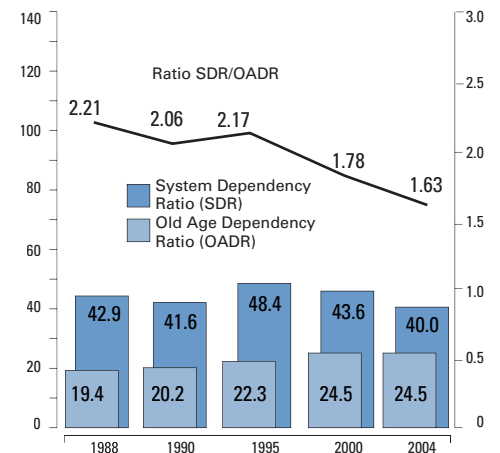
Pension Wealth*, 2040



*Gross pension wealth by earnings level, mandatory pension programmes

Total Pension Spending in % of GDP and in % of Social Expenditure

Old Age and System Dependency Ratios*, 1988-2004



*See Notes

Sources:
Individual RRs, RRs for diff. Earnings Level: SPC 2004, NSR 2005
Pension Wealth: OECD, 2005
Total Pension Spending: NSR; EPC 2003; Casey et al.
Ratios SDR, OADR: NSR 2005
Age Differential, Pension Credit: MISSOC 2005

Notes:
*SDR: number of pensioners / number of insured workers;
OADR: population 65+ to population 15-64
Pensioners in % people affiliated in system

Age Differential in Statutory Retirement Age

The statutory retirement age is 65 years-old for both men and women.

Pension Credit for Child Caring Time

First year of parental leave to bring up a child under three years is considered to be a period of effective contributions. Contributions are deemed to have been paid during the first year of unpaid leave for care of children or dependent family members, when the job is kept open for the worker's return. The period of one year for childcare will be extended. Furthermore, there will be no longer the requirement of a minimum contribution period when awarding a benefit for risk during pregnancy.