



Average Disposable Income



Income and Wealth

n.a.

©European Centre, Vienna

*Mean equivalised net household income

Sources:

Poverty Rate: EUROSTAT,
Income and
Living Conditions Indicators, 2006

Relative Disposable Income*

n.a.

S80/S20 Ratio of disposable Income

n.a.

*Median equivalised net income by age group and gender compared to total population

Indicators



Demographic Indicators



Income and Wealth



Labour Market and
Labour Market Participation



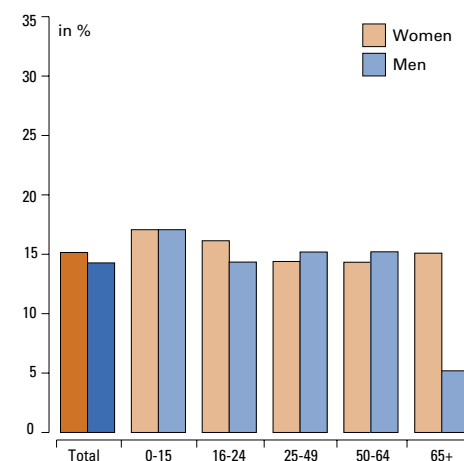
Social Protection and Financial
Sustainability

Income Composition, by Income Groups*

n.a.

*Age group: 65-74

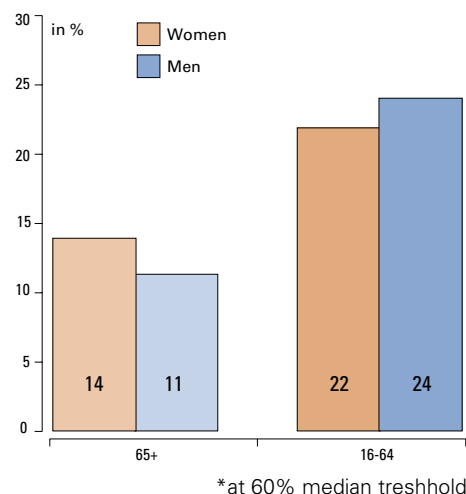
Relative Income Poverty Rate*, 2003



*0-15: no gender breakdown



Median Income Poverty Gap*, 2003



Persistent Income Poverty Rate*

n.a.

*3 years poor out of 4

Sources
 Poverty Gap: EUROSTAT,
 Income and
 Living Conditions Indicators, 2006
 Institutional Features:
 MISSOC, Social protection systems in the
 Member states and
 the European Economic Area (2006);
 National source
 Minimum Income Protection Level:
 National sources

Institutional Features of the Minimum Income Guarantee for older People, 2006

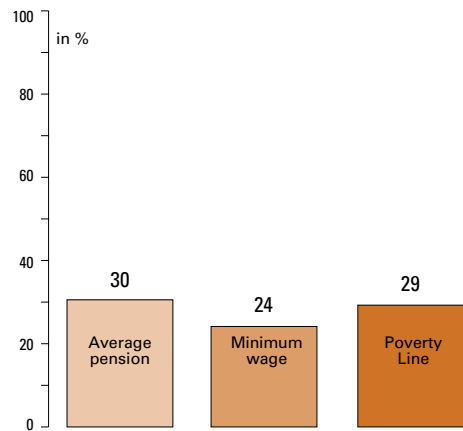
Minimum pension: No statutory minimum pension

Non contributory Minima: Main conditions of eligibility and amount payable:

- Mothers upon reaching retirement age who gave birth to 5 children or more and brought them up to years of age;
 - Parents, foster-parents and guardians upon reaching retirement age who for a period of at least 15 years nursed at home disabled with defined special needs for permanent nursing or aid, disabled children (adopted children) and children (adopted children), who have been Group I or II invalids from their childhood or became Group I or II invalids before 18 years of age or totally disabled persons (until 01.07.2005);
 - Persons at retirement age with no right to a state social insurance pension
- Amount depends on social insurance basic pension fixed by the Government and on a coefficient varying between 0.9 - 1.0 for different groups of recipients.

Persons of retirement age receive not less than 0.9 social insurance basic pension
Number of Claimants of Minimum Income Guarantee (2005): 2865 households

Minimum Income Protection Level as % of



Per Capita Expenditure on Minimum Income Protection Schemes

n.a.



Composition of Wealth Holdings by Components

n.a.

Sources

Gross Pension Wealth

Net Replacement Rates

n.a.

n.a.

