


Denmark

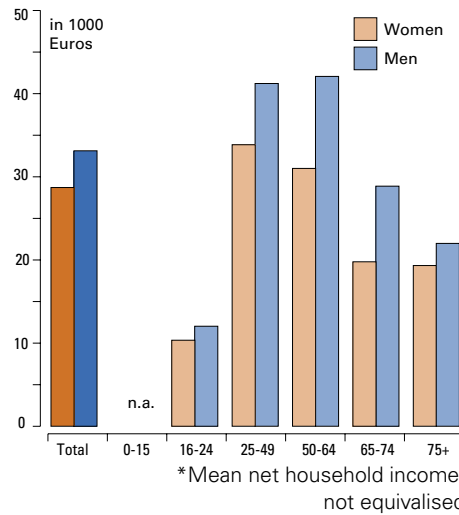


© European Centre, Vienna



Income and Wealth

Average Disposable Income*, 2004



Sources:

Average Income, Relative Income:

National source

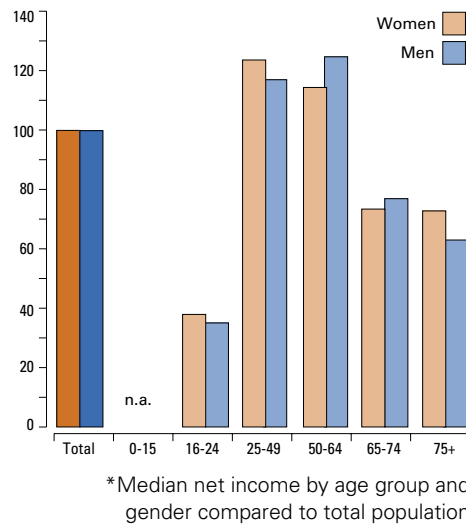
Income Composition: Own calculations based on ECHP

Poverty Rate: EUROSTAT, Income and Living Conditions Indicators, 2006

Notes:

We refer from now onwards to disposable household income equivalised using the OECD modified equivalence scale

Relative Disposable Income*, 2004



S80/S20 Ratio of disposable Income

n.a.

Indicators



Demographic Indicators



Income and Wealth

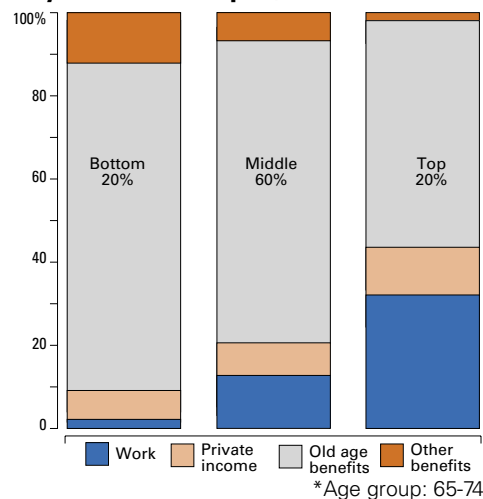


Labour Market and Labour Market Participation

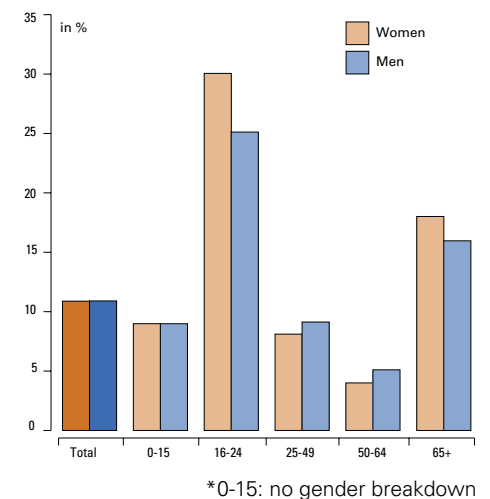


Social Protection and Financial Sustainability

Income Composition, by Income Groups*, 2001

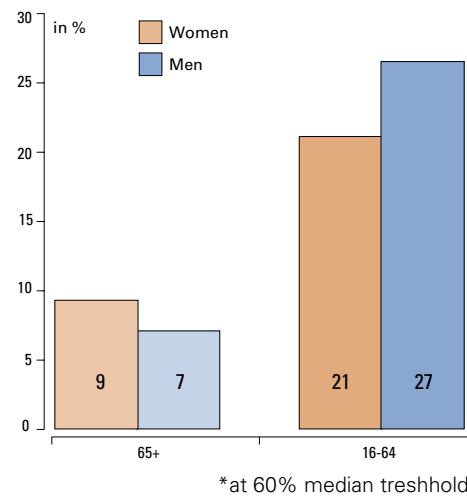


Relative Income Poverty Rate*, 2004

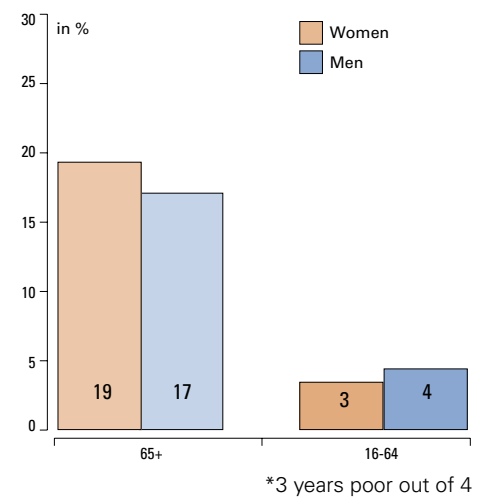




Median Income Poverty Gap*, 2004



Persistent Income Poverty Rate*, 2001



Sources

Poverty Gap; Persistent Poverty Rate:
EUROSTAT, Income and Living Conditions Indicators, 2006

Income Composition: Own calculations based on ECHP:

Institutional Features:
MISSOC, Social protection systems in the Member states and the European Economic Area (2006);
National source
Minimum Income Protection Level:
National source

Institutional Features of the Minimum Income Guarantee for older People, 2006

Minimum pension:

Social Pension (Folkepension) (Tax-financed universal protection scheme covering all inhabitants with flat-rate pensions depending on the duration of residence): DKK 122.748 (€16.463) a year

Non contributory Minima: No special scheme

Number of Claimants of Minimum Income Guarantee (in 2005):

30.2 % of the population 60+

Minimum Income Level as % of *

n.a.

Per Capita Expenditure on Minimum Income Protection Schemes, 2005

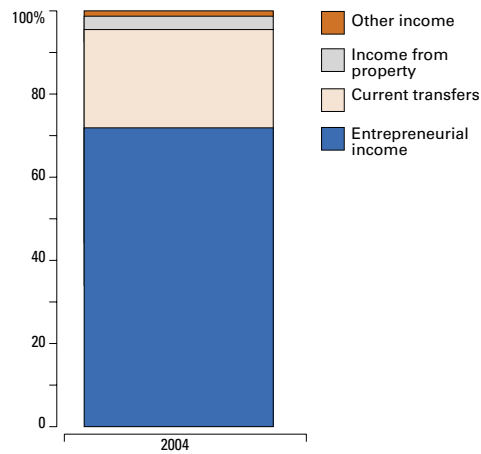
pending

*No determined minimum wage exists



Denmark

Composition of Wealth Holdings by Components*, 2004



*Household mean income instead of wealth holdings

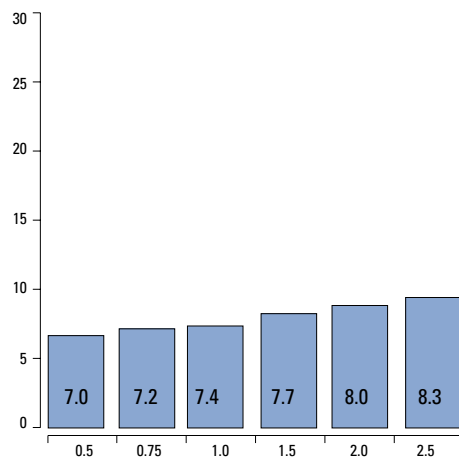
Sources:

Wealth holdings composition: National source

Pension Wealth, Replacement Rates:

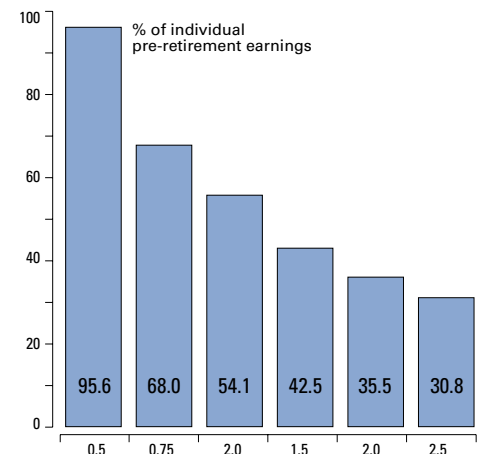
OECD, Pensions at a Glance (2005)

Gross Pension Wealth, 2005



*By earnings level: multiple of national average earnings

Net Replacement Rates, 2005



*By earnings level: multiple of national average earnings