

Cyprus



Average Disposable Income*



Income and Wealth

n.a.

©European Centre, Vienna

*Mean equivalised net household income

Sources:
S80/S20 Ratio: Statistical Service of Cyprus
Poverty Rate: EUROSTAT, Income and living conditions indicators, 2006

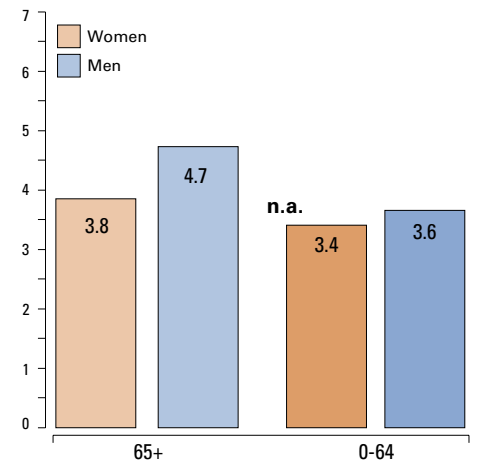
Notes:
 We refer from now onwards to disposable household income equivalised using the OECD modified equivalence scale

Relative Disposable Income*

n.a.

*Median equivalised net income by age group and gender compared to total population

S80/S20 Ratio of disposable Income, 2003



Indicators



Demographic Indicators



Income and Wealth



Labour Market and Labour Market Participation



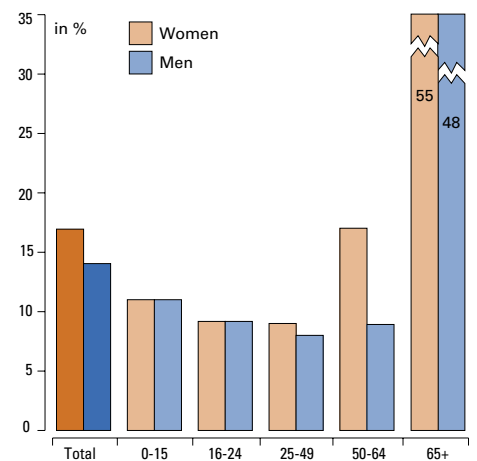
Social Protection and Financial Sustainability

Income Composition, by Income Groups*

n.a.

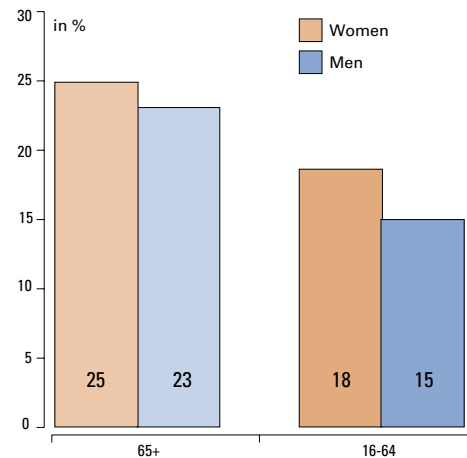
*Age group: 65-74

Relative Income Poverty Rate*, 2003



*0-15: no gender breakdown

Median Income Poverty Gap*, 2003



*at 60% median threshold

Persistent Income Poverty Rate*

n.a.

*3 years poor out of 4

Sources

Poverty Gap: EUROSTAT, Income and Living Conditions Indicators, 2006

Institutional Features:

MISSOC, Social protection systems in the Member states and the European Economic Area (2006)

Institutional Features of the Minimum Income Guarantee for older People, 2006

Minimum pension:

85% of the full Basic Pension based on the maximum Basic Insurable Earnings.

Weekly amounts of the minimum pension:

For a single person, CYP 40.75 (€ 71) (85% x 60% x CYP 79.90),

for a person with one dependant: CYP 54.33 (€ 95) (85% x 80% x CYP 79.90),

for a person with two dependants: CYP 61.13 (€ 107) (85% x 90% x CYP 79.90)

for a person with three dependants: CYP 67.92 (€ 118) (85% x 100% x CYP 79.90).

Special Allowance:

The amount depends on the amount of the pension as following:

Pension special allowance up to CYP 148.20 (€ 258): CYP 54.17 (€ 94)

from CYP 148.21 (€ 258) CYP 51.67 to CYP 158.49 (€ 276): € 90

from CYP 158.50 (€ 276) CYP 40.00 to CYP 174.31 (€ 304): € 70

from CYP 174.32 (€ 304) CYP 38.00 to CYP 500.00 (€ 872): € 66

The special allowance is not subject to taxation.

Minimum Income Protection Level as % of

n.a.

Number of Claimants of Minimum Income Guarantee

n.a.

Per Capita Expenditure on Minimum Income Protection Schemes

n.a.



Composition of Wealth Holdings by Components

n.a.

Sources:

Gross Pension Wealth

Net Replacement Rates

n.a.

n.a.